

Pioneer *sound.vision.soul*



PDP-50MXE10
PDP-50MXE11
50 inch WXGA
Professional Plasma Displays



www.pioneer.co.uk





- Outstanding Brightness
- Ultra High Contrast
- Superior Colour Purity
- 16:9 Aspect Ratio
- True XGA Compatibility
- Wide Range of Inputs
- High Reliability and Durability

Introducing the most advanced industrial plasma displays on the market. Featuring the unique Pioneer Direct Colour Filter, the PDP-50MXE11 offers superb image clarity and reduces reflections in bright environments. The equally highly specified PDP-50MXE10 incorporates Pure Colour Filter II allowing for the most demanding of applications.

Image Processing

PURE Drive Technology

Pioneer's exclusive PURE Drive technology encompasses the entire range of image generation and processing that delivers the PDP-50MXE10 and PDP-50MXE11's astoundingly clear, smooth and natural picture. Unlike other PDP systems, PURE Drive maintains all video signals in the digital domain, which eliminates signal loss, reduces distortion and provides a far greater degree of image control.

Super CLEAR Drive | FIG 1 |

An important innovation is Super CLEAR Drive technology. It processes the basic colour elements enabling the reproduction of an astonishing 7 billion colours. It also virtually eliminates false contouring and improves greyscale. A stunning 1792 greyscales can now be achieved and the overall effect ensures that alternative displays simply can not match the subtlety of colour and superb contrast – even in dark scenes – offered by Pioneer.

Panel Technology

True Matrix Imaging with Deep Encased Cell Structure | FIG 2 |

The cells of a plasma display panel are where the light is generated and are a crucial determinant of its image reproduction capabilities. Pioneer has developed the Deep Encased Cell Structure that eliminates light leakage from neighbouring cells to sharpen image clarity.

Direct Colour Filter

For bold colour reproduction and the minimum reflection with maximum colour, the PDP-50MXE11 benefits from Pioneer's unique Direct Colour Filter, a film-type filter which is attached directly onto the front of the plasma panel. It significantly reduces reflection from outside light as well as reflection from the panel itself, this improves the contrast in bright environments.

Pure Colour Filter II

For more rugged applications such as touchscreen and public areas the PDP-MXE10 benefits from the innovative Pure Colour Filter

II. This decreases external light reflectivity with the added benefits of a robust design. The result is higher contrast even in light intensive environments like shopping malls.

Product Features

Multi Picture Display | FIG 3 |

The PDPs offer a choice of three dual picture modes for simultaneous display of images from any of the connected inputs.

Intelligent Auto Setup

Auto Setup Mode allows instant 'one-touch' screen synchronisation with a PC. Auto Adjust Mode detects the PC signal and automatically adjusts the position of the image on screen.

Colour Detail Adjustment


Colour adjustment can be performed to emphasise any specific colour without affecting other colours.

Multi Language OSD

Easy to use GUI. (English, French, German, Italian,

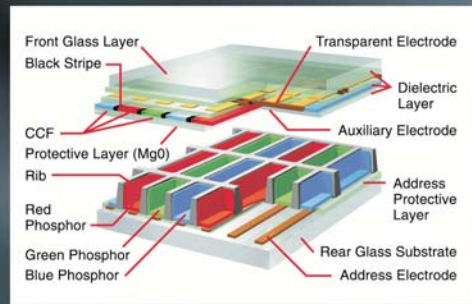
| Super CLEAR Drive |

| FIG 1 |




| Deep Encased Cell Structure |

| FIG 2 |



| Multi Picture Display |

| FIG 3 |



| 2 x 2 Modes |

| FIG 4 |



Japanese, Spanish and Chinese).

2 x 2 Video Wall | FIG 4 |

2 x 2 Mode allows a 2 x 2 video wall using a total of four units without the need for an expensive video wall processor. Two modes are available. These are designed to accommodate both Data and Video Sources.

Normal Mode splits the image into 4 parts without losing any of the data that would normally be obscured by the PDP frame. Adjusted Mode splits the image into 4 parts keeping the overall image complete as though looking through a window.

Point Zoom

The Enhanced Point Zoom function lets you instantly expand a PC image in three steps (1.5x, 2.0x, 3.0x), great for emphasising key points in presentations. The zoom navigation sub-display area makes it easy to confirm the expanded portion.

Function Lock

A number of functions can be locked, including operation keys, remote control and last memory. This makes the display system more secure for public environments.

RS-232C Features

A supplied expansion card provides an RS-232C external control interface and combination

terminals to allow monitoring and operation of the unit from a remote PC or control system.

Integrator Menu

Permits precise white balance adjustment, as well as control of various professional functions that enable the display to be perfectly tailored to its installed environment.

Expansion Solutions

Pioneer Plasma Displays provide unparalleled connectivity. In addition to the standard 15 Pin D-sub and DVI-D connector the displays include two open architecture expansion slots. One slot is dedicated for signal input with two optional Pioneer expansion cards available to handle all of the major video signals.

The second is a unique communications slot that includes an RS-232C expansion card as standard. With their open architecture, these slots enable interchangeable cards to be designed by third party developers to handle all current and future analogue, digital and communications signals.

Outstanding Reliability and Durability

Extremely Low Power consumption

The PDP-50MXE10 and PDP-50MXE11 only

consume a maximum of 360W whilst on and only 1W during stand-by mode.

Four Energy Save Modes

A choice of four energy save modes further reduce power consumption. These modes can be switched automatically by use of an ambient light sensor.

Screen Management Modes

To prevent burn-in both PDPs employ a number of advanced modes, RGB separate full mask, Side mask brightness adjustment, Orbiter and Inverse modes.

Screen Management Timer Feature

When activated several programmable functions are performed, such as power ON and OFF, Inverse mode and full mask.

Smart Cooling System

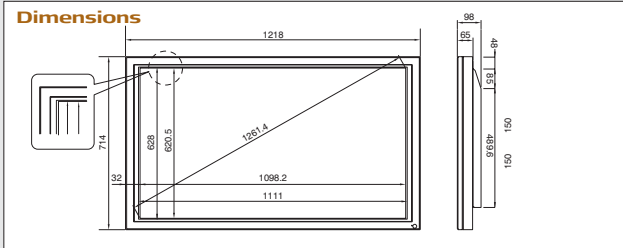
Internal fans are activated only when needed, keeping fan noise to a minimum and conserving power.

Peak Pattern Detection System

Helps to prevent burn-in by monitoring the prolonged display of static images.

To find out more about Pioneer's PDP Range visit www.pioneer.co.uk

PDP-50MXE10/11 General Specifications	
Effective Screen Size (W x H)	1098.2 x 620.5 mm
Aspect Ratio	16:9
Number of Pixels (Hor x Ver)	1280 x 768
Pixel Pitch (Hor./RGB trio x Ver)	0.858 x 0.808 mm
Dimensions (W x H x D)	1218 x 714 x 98 (Not including handles) mm
Weight	PDP-50MXE10 = 41.0 Kg PDP-50MXE11 = 35.7 Kg
Direct Colour Filter	PDP-50MXE11 Only
Pure Colour Filter	PDP-50MXE10 Only
Power Consumption	360W - 1W at stand by
Power Requirements	AC 100 - 240V ± 10% 50/60Hz
Operating Temperature	0°C - 40°C
Operating Humidity	20% - 80%
Safety Regulations	CE (EN60950, EN55022 classB, EN61000-3-2, EN61000-3-3), IEC950 C-Tick (AS/NZS3260, AS/NZS3548)



Optional Accessories		
PDP-S05-LR	Speakers (Grey)	PDP-50MXE10
PDP-S15-LR	Speakers (Silver)	PDP-50MXE11
PDK-50HW3	Touchscreen Device	PDP-50MXE10 Only
PDK-TS01	Tabletop Stand	
PDK-5005	Bracket	
PDK-5011	Wall Bracket	
PDK-WM02	Flat Wall Bracket	
PDK-5012	Ceiling Bracket	
PDK-5014	Mobile Cart	

Signal Input/Output Terminals			
Input 1	IN	Mini D-sub 15Pin	Analogue RGB Signal (G on Sync compatible) RGB: 0.7Vp-p / 75Ω G on Sync: 1Vp-p / 75Ω HD/CS.VD: TTL level / 2.2kΩ
	OUT	Mini D-sub 15Pin	Compatible with Microsoft Plug & Play (VESA DDC 1/2B) Analogue RGB Signal 75Ω (G on Sync compatible)
Input 2	IN	DVI-D 24 Pin	Digital RGB Signal (DVI Standard) Compatible with Microsoft Plug & Play (VESA DDC 2B)

Audio Input/Output Terminals			
Audio Input 1	IN	Stereo mini	L / R: 500mVrms / more than 10kΩ
Audio Input 2	IN	Stereo mini	L / R: 500mVrms / more than 10kΩ
Audio Output	OUT	Stereo mini	L / R: 500mVrms / less than 5kΩ Fixed L / R: 0-500mVrms / less than 5kΩ Variable L / R: 8-16Ω / 7W +7W(8Ω)
Speaker	OUT		

Control Terminals		
RS-232C	Connector	D-sub 9-pin
For control from personal computer	Baud rate	1200, 2400, 4800, 9600, 19200, 38400 bps
Combination IN/OUT	Connector	Mini-DIN 6-pin (x2)

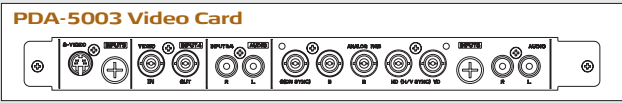
PC Input Signal					
Resolution dot x line	Vertical Frequency	Horizontal Frequency	Digital RGB	Usage	
640 x 400	56.4Hz	24.8kHz		NEC PC-9800	
720 x 400	70.1Hz	31.5kHz		NEC PC-9800	
640 x 480	85.1Hz	37.9kHz	YES		
	60Hz	31.5kHz			
	66.7Hz	35.0kHz		Apple Macintosh 13*	
	72.8Hz	37.9kHz			
	75Hz	37.5kHz			
848 x 480	85Hz	43.3kHz			
	60Hz	31.0kHz	YES		
	60Hz	35.2kHz	YES		
	72Hz	37.9kHz	YES		
	75Hz	48.1kHz			
832 x 624	75Hz	46.9kHz			
	85Hz	53.7kHz		Apple Macintosh 16*	
	1024 x 768	74.6Hz	49.7kHz		
	70Hz	48.4kHz	YES		
	70Hz	56.5kHz			
1280 x 720**	75Hz	*60.0kHz (60.2kHz)		() Indicates Apple Macintosh 19*	
	85Hz	68.7kHz			
	60Hz	44.7kHz			
	56Hz	45.1kHz	YES		
	60Hz	47.8kHz	YES		
1280 x 768**	70Hz	56.1kHz			
	60Hz	53.7kHz	YES		
	72Hz	64.9kHz			
	75Hz	67.5kHz			
	75.1Hz	68.7kHz		Apple Macintosh 21*	
1152 x 864*	66Hz	61.9kHz		Sun Microsystems LO	
	76Hz	71.7kHz		Sun Microsystems HI	
	60Hz	60.0kHz	YES		
	60Hz	64.0kHz	YES		
	75Hz	80.0kHz			
1152 x 900*	85Hz	91.2kHz			
	60Hz	65.3kHz	YES		
	75Hz	82.3kHz			
	85Hz	93.9kHz			
	60Hz	75.0kHz			
1280 x 960*	85Hz	81.3kHz			
	70Hz	87.5kHz			
	75Hz	93.8kHz			
	85Hz	106.3kHz			
	85Hz	106.3kHz			

*Compressed or partial display
**Compressed or partial display on 43PDP

Video Input Signal Compatibility Input 1 (Analogue 15 pin D-Sub)			
* requires optional video card to be installed			
Component / RGB	50Hz:	576i, 576p, 625i, 625p, 720p, 1080i	
	60Hz:	480i, 480p, 525i, 525p, 720p, 1035i, 1080i	

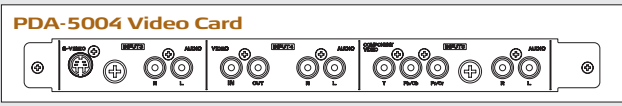
Video Input Signal Compatibility Input 2 (DVI-D wHDCP)							
* requires optional video card to be installed							
Ver Hz	Hor kHz	Signal Format	Screen Size				Remarks
			4:3	FULL	ZOOM	CINEMA	
50	15.625	Component	*	*	*	*	625i (576i) / SDTV
		RGB	*	*	*	*	
		Component	x	*	x	x	1125i (1080i) / HDTV
31.25	31.25	Component	*	*	*	*	625p (576p) / SDTV
		RGB	*	*	*	*	
		Component	x	*	x	x	750p (720p) / HDTV
15.734	15.734	Component	*	*	*	*	525i (480i) / SDTV
		RGB	*	*	*	*	
		Component	*	*	*	*	525p (480p) / SDTV
31.5	31.5	Component	*	*	*	*	1125i (1080i) / HDTV
		RGB	*	*	*	*	1125i (1035i) / HDTV
		Component	x	**1	x	x	750p (720p) / HDTV
45.0	45.0	Component	*	*	*	*	750p (720p) / HDTV
		RGB	*	*	*	*	
		Component	x	*	x	x	

* Can be selected from either FULL 1080i or FULL 1035i (x = Not Available)



PDA-5003 Video Input / Output (3.58/4.43 NTSC, PAL, PAL-M, PAL-N, SECAM)				
Connector	Signal	Level / Impedance		
Input 3	IN	Mini DIN 4 Pin S Terminal	Y/C Separate video signal	Y: 1Vp-p / 75Ω C: 0.286Vp-p / 75Ω (NTSC) C: 0.3Vp-p / 75Ω (PAL)
Input 4	IN	BNC	Composite video signal	1Vp-p / 75Ω
Input 4	OUT	BNC	Composite video signal	75Ω
Input 5	IN	BNC x 5	Analogue RGB Signal	RGB: 0.7Vp-p / 75Ω G on Sync: 1Vp-p / 75Ω
			Component Video Signal	(Compatible with G on Sync) Y: 1Vp-p / 75Ω HD / CS.VD: TTL / 75Ω or 2.2kΩ switchable Pb / Cb, Pr / Cr: 0.525Vp-p / 75Ω

PDA-5003 Audio Input/Output		
Audio Input (Input 3/4)	Connector	Level / Impedance
Audio Input (Input 5)	RCA pin x 2	L/R: 500mVrms / more than 10kΩ
	RCA pin x 2	L/R: 500mVrms / more than 10kΩ



PDA-5004 Video Input / Output (3.58/4.43 NTSC, PAL, PAL-M, PAL-N, SECAM)				
Input 3	IN	Mini DIN 4Pin S terminal	Y / C Separate video signal	Level/Impedance Y: 1Vp-p / 75Ω C: 0.286Vp-p / 75Ω (NTSC) C: 0.3Vp-p / 75Ω (PAL)
Input 4	IN	RCA	Composite video signal	1Vp-p / 75Ω
	OUT	RCA	Composite video signal	75Ω
Input 5	IN	RCAx3	Component video signal	Y: 1Vp-p / 75Ω Pb / Cb, Pr / Cr: 0.525Vp-p / 75Ω

PDA-5004 Audio Input / Output		
Audio Input (Input 3)	Connector	Level/Impedance
Audio Input (Input 4)	RCA pin x 2	L / R: 500mVrms / more than 10kΩ
Audio Input (Input 5)	RCA pin x 2	L / R: 500mVrms / more than 10kΩ

"IBM PC/AT" and "VGA" are registered trademarks of IBM, Inc. Macintosh is a registered trademark of Apple Computers Inc. PC-9800 is a registered trademark of NEC Corporation. All product names and company names are registered trademarks of their respective owners. Published by Pioneer Europe NV Multimedia Division. Copyright 2005 by Pioneer Europe NV. All rights reserved.

Plasma Display Panels are high technology devices and are manufactured to the highest quality possible within current technology. There may however be a minute number of inactive 'always lit' dots of red, green or blue visible on screen within the specification of the products. This does not indicate a malfunction. This equipment is sold on the condition that it will be installed by a competent professional engineer with sufficient training and skill to carry out proper installation. Be sure to entrust the installation and set-up of this machine only to a competent professional or retail service engineer.

Pioneer cannot accept liability in cases where the equipment is damaged due to inappropriate installation location, improper assembly, installation, set-up, operation, renovation, or by natural disasters.

Features and specifications of the products described or illustrated in this catalogue are correct at the time of printing but could change as production changes might occur. This catalogue may contain typographical errors and the colours of the depicted products may deviate slightly from reality. Consult your Pioneer dealer to ensure that actual features and specifications match your requirements.

This catalogue may contain references to products that may or will not be available in your country.

Pioneer GB Ltd.
 Hollybush Hill, Stoke Poges, Slough SL2 4QP.
 Tel: 01753 789789 Fax: 01753 789539
 Email: professionalplasma@pgb.pioneer.co.uk